

Stand Activity Summary for
SOUTH PIKE

Filters Applied: County:
Client Class:
District:
Client: SOUTH PIKE
STR:
Activity:
Year: 2012 Through 2021

STR	Strata	Stand	Activity	Acre	Est. Cost	Est. Revenue
2012						
16 1N 7E	4	2	Harvest, Mechanical, Final, Machine, Loblolly	23	\$575.00	\$14,835.00
16 1N 7E	7	7	Harvest, Mechanical, Final, Machine, Loblolly	24	\$600.00	\$6,264.00
16 1N 8E	9	16	Invasive Species Control, Chemical, Broadcast, Machine, Privet	8	\$648.00	\$0.00
16 1N 8E	9	23	Invasive Species Control, Chemical, Broadcast, Machine, Privet	47	\$3,786.40	\$0.00
16 1N 8E	9	50	Invasive Species Control, Chemical, Broadcast, Machine, Cogan Grass	4	\$320.00	\$0.00
16 1N 8E	9	51	Invasive Species Control, Chemical, Broadcast, Machine, Privet	5	\$361.60	\$0.00
16 1N 9E	5	9	Site Preparation, Chemical, Broadcast, Aerial, Combination	29	\$2,572.20	\$0.00
16 1N 9E	5	9	Regeneration, Artificial, Plant, Hand, Loblolly	29	\$3,000.90	\$0.00
16 1N 9E	5	18	Site Preparation, Chemical, Broadcast, Aerial, Combination	12	\$1,069.20	\$0.00
16 1N 9E	5	18	Regeneration, Artificial, Plant, Hand, Loblolly	12	\$1,247.40	\$0.00
16 1N 9E	5	21	Site Preparation, Chemical, Broadcast, Aerial, Combination	4	\$376.20	\$0.00
16 1N 9E	5	21	Regeneration, Artificial, Plant, Hand, Loblolly	4	\$438.90	\$0.00
16 1N 9E	5	28	Regeneration, Artificial, Plant, Hand, Loblolly	140	\$14,715.75	\$0.00
16 1N 9E	5	28	Site Preparation, Chemical, Broadcast, Aerial, Combination	140	\$12,613.50	\$0.00
16 2N 7E	6	2	Site Preparation, Chemical, Broadcast, Aerial, Combination	10	\$1,040.00	\$0.00
16 2N 7E	6	22	Site Preparation, Chemical, Broadcast, Aerial, Combination	15	\$1,476.00	\$0.00
16 2N 9E	1	2	Invasive Species Control, Chemical, Broadcast, Machine, Privet	26	\$2,081.60	\$0.00
16 2N 9E	1	6	Invasive Species Control, Chemical, Broadcast, Machine, Privet	4	\$284.00	\$0.00

STR	Strata	Stand	Activity	Acre	Est. Cost	Est. Revenue
16 2N 9E	1	16	Invasive Species Control, Chemical, Broadcast, Machine, Privet	51	\$4,111.20	\$0.00
16 2N 9E	2	31	Invasive Species Control, Chemical, Broadcast, Machine, Cogan Grass	3	\$261.60	\$0.00
16 2N 9E	2	59	Invasive Species Control, Chemical, Broadcast, Machine, Cogan Grass	5	\$378.40	\$0.00
16 2N 9E	2	60	Invasive Species Control, Chemical, Broadcast, Machine, Cogan Grass	2	\$177.60	\$0.00
16 2N 9E	2	61	Invasive Species Control, Chemical, Broadcast, Machine, Cogan Grass	10	\$798.40	\$0.00

Yearly Totals 607 \$52,933.85 \$21,099.00

2013

16 1N 8E	1	41	Harvest, Mechanical, Final, Machine, Loblolly	58	\$2,610.00	\$72,263.94
16 1N 8E	1	42	Harvest, Mechanical, Final, Machine, Loblolly	48	\$2,160.00	\$47,887.68
16 1N 9E	3	7	Stand Improvement, Chemical, Release, Hand, Woody Stems	24	\$2,160.00	\$0.00
16 2N 7E	5	3	Harvest, Mechanical, Thin, Machine, Loblolly	7	\$54.88	\$1,125.45
16 2N 7E	5	5	Harvest, Mechanical, Thin, Machine, Loblolly	2	\$15.12	\$310.07
16 2N 7E	5	6	Harvest, Mechanical, Thin, Machine, Loblolly	8	\$64.64	\$1,325.60
16 2N 7E	5	7	Harvest, Mechanical, Thin, Machine, Loblolly	1	\$9.92	\$203.43
16 2N 7E	5	25	Harvest, Mechanical, Thin, Machine, Loblolly	9	\$70.24	\$1,440.45
16 2N 7E	6	2	Regeneration, Artificial, Plant, Hand, Loblolly	10	\$1,300.00	\$0.00
16 2N 7E	6	22	Regeneration, Artificial, Plant, Hand, Loblolly	15	\$1,845.00	\$0.00
16 2N 7E	7	20	Harvest, Mechanical, Final, Machine, Loblolly	129	\$6,450.00	\$305,730.00
16 2N 9E	6	43	Invasive Species Control, Chemical, Broadcast, Aerial, Cogan Grass	38	\$3,201.95	\$0.00
16 2N 9E	6	44	Invasive Species Control, Chemical, Broadcast, Aerial, Cogan Grass	9	\$722.50	\$0.00

Yearly Totals 357 \$20,664.25 \$430,286.63

2014

16 1N 7E	4	2	Regeneration, Artificial, Plant, Hand, Loblolly	23	\$2,875.00	\$0.00
----------	---	---	---	----	------------	--------

STR	Strata	Stand	Activity	Acre	Est. Cost	Est. Revenue	
16 1N 7E	4	2	Site Preparation, Chemical, Broadcast, Aerial, Combination	23	\$2,070.00	\$0.00	
16 1N 7E	7	7	Site Preparation, Chemical, Broadcast, Aerial, Combination	24	\$2,160.00	\$0.00	
16 1N 7E	7	7	Regeneration, Artificial, Plant, Hand, Loblolly	24	\$3,000.00	\$0.00	
16 1N 8E	1	41	Vegetation Control, Chemical, Broadcast, Aerial, Combination	58	\$7,250.00	\$0.00	
16 1N 8E	1	42	Site Preparation, Chemical, Broadcast, Aerial, Combination	48	\$4,320.00	\$0.00	
16 1N 8E	5	3	Harvest, Mechanical, Final, Machine, Loblolly	3	\$100.92	\$6,467.65	
16 1N 8E	5	7	Harvest, Mechanical, Final, Machine, Loblolly	13	\$585.00	\$16,197.09	
16 1N 8E	5	13	Harvest, Mechanical, Final, Machine, Loblolly	1	\$45.00	\$1,245.93	
16 1N 8E	5	20	Harvest, Mechanical, Final, Machine, Loblolly	9	\$405.00	\$11,213.37	
16 1N 8E	5	26	Harvest, Mechanical, Final, Machine, Loblolly	7	\$203.00	\$13,009.64	
16 1N 8E	5	28	Harvest, Mechanical, Final, Machine, Loblolly	17	\$482.56	\$30,925.77	
16 1N 8E	5	52	Harvest, Mechanical, Final, Machine, Loblolly	28	\$1,260.00	\$36,187.20	
16 1N 9E	6	27	Harvest, Mechanical, Final, Machine, Loblolly	3	\$105.00	\$558.00	
16 1N 9E	7	1	Harvest, Mechanical, Final, Machine, Loblolly	10	\$357.35	\$428.82	
16 1N 9E	7	30	Harvest, Mechanical, Final, Machine, Loblolly	33	\$1,155.00	\$1,386.00	
16 1N 9E	8	15	Harvest, Mechanical, Thin, Machine, Loblolly	14	\$546.00	\$13,384.00	
16 1N 9E	9	29	Harvest, Mechanical, Thin, Machine, Loblolly	22	\$770.00	\$3,804.24	
16 2N 7E	7	20	Site Preparation, Chemical, Broadcast, Aerial, Combination	129	\$12,900.00	\$0.00	
				Yearly Totals	489	\$40,589.83	\$134,807.71

2015

16 1N 8E	1	41	Regeneration, Artificial, Plant, Hand, Loblolly	58	\$8,700.00	\$0.00
16 1N 8E	1	42	Regeneration, Artificial, Plant, Hand, Loblolly	48	\$6,480.00	\$0.00
16 1N 8E	5	3	Site Preparation, Chemical, Broadcast, Aerial, Combination	3	\$375.00	\$0.00

STR	Strata	Stand	Activity	Acre	Est. Cost	Est. Revenue
16 1N 8E	5	7	Vegetation Control, Chemical, Broadcast, Aerial, Combination	13	\$1,625.00	\$0.00
16 1N 8E	5	13	Vegetation Control, Chemical, Broadcast, Aerial, Combination	1	\$125.00	\$0.00
16 1N 8E	5	20	Vegetation Control, Chemical, Broadcast, Aerial, Combination	9	\$1,125.00	\$0.00
16 1N 8E	5	26	Site Preparation, Chemical, Broadcast, Hand, Combination	7	\$875.00	\$0.00
16 1N 8E	5	28	Site Preparation, Chemical, Broadcast, Aerial, Combination	17	\$2,125.00	\$0.00
16 1N 8E	5	52	Site Preparation, Chemical, Broadcast, Aerial, Combination	28	\$2,800.00	\$0.00
16 1N 9E	6	27	Regeneration, Artificial, Plant, Hand, Loblolly	3	\$419.85	\$0.00
16 1N 9E	6	27	Site Preparation, Chemical, Broadcast, Hand, Combination	3	\$311.00	\$0.00
16 1N 9E	7	1	Regeneration, Artificial, Plant, Hand, Loblolly	10	\$1,276.25	\$0.00
16 1N 9E	7	1	Site Preparation, Mechanical, Shear/Rake, Machine, Cut-Over	10	\$1,939.90	\$0.00
16 1N 9E	7	30	Site Preparation, Mechanical, Shear/Rake, Machine, Cut-Over	33	\$6,290.90	\$0.00
16 1N 9E	7	30	Regeneration, Artificial, Plant, Hand, Loblolly	33	\$4,138.75	\$0.00
16 1N 9E	8	15	Site Preparation, Mechanical, Shear/Rake, Machine, Cut-Over	14	\$2,100.00	\$0.00
16 1N 9E	8	15	Regeneration, Artificial, Plant, Hand, Loblolly	14	\$1,750.00	\$0.00
16 2N 7E	7	20	Regeneration, Artificial, Plant, Hand, Loblolly	129	\$17,415.00	\$0.00

Yearly Totals				434	\$59,871.65	\$0.00
----------------------	--	--	--	------------	--------------------	---------------

2016

16 1N 7E	8	16	Technical, Maintain, Update, Hand, Management Plan	59	\$177.00	\$0.00
16 1N 8E	5	3	Regeneration, Artificial, Plant, Hand, Loblolly	3	\$390.00	\$0.00
16 1N 8E	5	7	Regeneration, Artificial, Plant, Hand, Loblolly	13	\$1,950.00	\$0.00
16 1N 8E	5	13	Regeneration, Artificial, Plant, Hand, Loblolly	1	\$150.00	\$0.00
16 1N 8E	5	20	Regeneration, Artificial, Plant, Hand, Loblolly	9	\$1,350.00	\$0.00
16 1N 8E	5	26	Regeneration, Artificial, Plant, Hand, Loblolly	7	\$910.00	\$0.00

STR	Strata	Stand	Activity	Acre	Est. Cost	Est. Revenue	
16 1N 8E	5	28	Regeneration, Artificial, Plant, Hand, Loblolly	17	\$2,210.00	\$0.00	
16 1N 8E	5	52	Regeneration, Artificial, Plant, Hand, Loblolly	28	\$3,500.00	\$0.00	
16 1N 9E	4	17	Harvest, Mechanical, Final, Machine, Loblolly	48	\$2,160.00	\$62,592.00	
16 1N 9E	7	1	Stand Improvement, Chemical, Release, Hand, Woody Stems	10	\$663.65	\$0.00	
16 1N 9E	7	30	Stand Improvement, Chemical, Release, Hand, Woody Stems	33	\$2,152.15	\$0.00	
16 1N 9E	8	15	Stand Improvement, Chemical, Release, Hand, Woody Stems	14	\$1,120.00	\$0.00	
16 2N 7E	3	31	Harvest, Mechanical, Thin, Machine, Loblolly	42	\$1,753.08	\$23,733.36	
16 2N 8E	2	126	Harvest, Mechanical, Final, Machine, Loblolly	3	\$341.46	\$5,156.18	
16 2N 8E	2	130	Harvest, Mechanical, Final, Machine, Loblolly	135	\$17,007.48	\$256,819.70	
16 2N 8E	2	137	Harvest, Mechanical, Final, Machine, Loblolly	7	\$900.90	\$13,603.95	
16 2N 8E	6	131	Technical, Maintain, Re-Cruise, Hand, Inventory	3	\$15.00	\$0.00	
16 2N 8E	6	132	Technical, Maintain, Re-Cruise, Hand, Inventory	9	\$45.00	\$0.00	
16 2N 8E	6	135	Technical, Maintain, Re-Cruise, Hand, Inventory	48	\$240.00	\$0.00	
16 2N 8E	7	128	Harvest, Mechanical, Thin, Machine, Loblolly	38	\$1,786.00	\$23,457.40	
				Yearly Totals	527	\$38,821.72	\$385,362.59
2017							
16 1N 7E	6	12	Technical, Maintain, Re-Cruise, Hand, Inventory	2	\$10.30	\$0.00	
16 1N 7E	6	17	Technical, Maintain, Re-Cruise, Hand, Inventory	26	\$130.00	\$0.00	
16 1N 7E	6	21	Technical, Maintain, Re-Cruise, Hand, Inventory	26	\$129.70	\$0.00	
16 1N 8E	3	22	Harvest, Mechanical, Thin, Machine, Loblolly	4	\$12.00	\$360.08	
16 1N 8E	3	46	Harvest, Mechanical, Thin, Machine, Loblolly	3	\$36.00	\$1,015.20	
16 1N 8E	9	16	Harvest, Mechanical, Thin, Machine, Loblolly	8	\$280.00	\$4,724.00	
16 1N 8E	9	23	Harvest, Mechanical, 2nd Thin, Machine, Loblolly	47	\$1,645.00	\$26,723.26	

STR	Strata	Stand	Activity	Acre	Est. Cost	Est. Revenue
16 1N 8E	9	50	Harvest, Mechanical, 2nd Thin, Machine, Loblolly	4	\$140.00	\$1,900.00
16 1N 8E	9	51	Harvest, Mechanical, 2nd Thin, Machine, Loblolly	5	\$175.00	\$2,827.90
16 1N 9E	4	17	Site Preparation, Chemical, Broadcast, Aerial, Combination	48	\$4,284.90	\$0.00
16 1N 9E	4	17	Regeneration, Artificial, Plant, Hand, Loblolly	48	\$5,951.25	\$0.00
16 2N 7E	2	23	Harvest, Mechanical, Thin, Machine, Loblolly	34	\$637.83	\$17,320.11
16 2N 8E	1	114	Harvest, Mechanical, Final, Machine, Loblolly	23	\$3,403.50	\$51,065.89
16 2N 8E	1	118	Harvest, Mechanical, Final, Machine, Loblolly	8	\$1,269.00	\$19,039.99
16 2N 8E	1	120	Harvest, Mechanical, Final, Machine, Loblolly	7	\$1,108.50	\$16,631.86
16 2N 8E	2	126	Regeneration, Artificial, Plant, Hand, Loblolly	3	\$406.50	\$0.00
16 2N 8E	2	126	Site Preparation, Chemical, Broadcast, Hand, Combination	3	\$406.50	\$0.00
16 2N 8E	2	130	Regeneration, Artificial, Plant, Hand, Loblolly	135	\$20,250.00	\$0.00
16 2N 8E	2	130	Site Preparation, Chemical, Broadcast, Hand, Combination	135	\$20,250.00	\$0.00
16 2N 8E	2	137	Site Preparation, Chemical, Broadcast, Hand, Combination	7	\$1,072.50	\$0.00
16 2N 8E	2	137	Regeneration, Artificial, Plant, Hand, Loblolly	7	\$1,072.50	\$0.00
16 2N 8E	7	119	Harvest, Mechanical, Thin, Machine, Loblolly	13	\$631.68	\$7,459.20
16 2N 8E	7	121	Harvest, Mechanical, Thin, Machine, Loblolly	24	\$1,128.00	\$13,320.00
16 2N 9E	1	2	Harvest, Mechanical, 2nd Thin, Machine, Loblolly	26	\$468.36	\$4,015.41
16 2N 9E	1	6	Harvest, Mechanical, 2nd Thin, Machine, Loblolly	4	\$72.00	\$617.28
16 2N 9E	1	16	Harvest, Mechanical, 2nd Thin, Machine, Loblolly	51	\$925.02	\$7,930.50
16 2N 9E	2	31	Harvest, Mechanical, 2nd Thin, Machine, Loblolly	3	\$65.40	\$1,814.98
16 2N 9E	2	59	Harvest, Mechanical, 2nd Thin, Machine, Loblolly	5	\$94.60	\$2,625.34
16 2N 9E	2	60	Harvest, Mechanical, 2nd Thin, Machine, Loblolly	2	\$44.40	\$1,232.19
16 2N 9E	2	61	Harvest, Mechanical, 2nd Thin, Machine, Loblolly	10	\$200.00	\$5,550.40

STR	Strata	Stand	Activity	Acre	Est. Cost	Est. Revenue	
				Yearly Totals	721	\$66,300.44	\$186,173.58
2018							
16 1N 7E	2	8	Harvest, Mechanical, 2nd Thin, Machine, Loblolly	47	\$1,645.00	\$5,640.00	
16 1N 7E	2	13	Harvest, Mechanical, 2nd Thin, Machine, Loblolly	49	\$1,715.00	\$38,413.06	
16 1N 7E	5	11	Harvest, Mechanical, 2nd Thin, Machine, Loblolly	32	\$1,120.00	\$16,239.36	
16 1N 8E	2	25	Technical, Maintain, Update, Hand, Management Plan	11	\$55.00	\$0.00	
16 1N 8E	2	31	Technical, Maintain, Update, Hand, Management Plan	0	\$0.00	\$0.00	
16 1N 8E	4	24	Technical, Maintain, Update, Hand, Management Plan	23	\$46.00	\$0.00	
16 1N 9E	1	11	Technical, Maintain, Update, Hand, Management Plan	144	\$720.00	\$0.00	
16 1N 9E	2	2	Harvest, Mechanical, Thin, Machine, Loblolly	7	\$86.04	\$3,100.59	
16 1N 9E	2	5	Harvest, Mechanical, Thin, Machine, Loblolly	6	\$30.00	\$1,227.36	
16 1N 9E	2	12	Harvest, Mechanical, 1st Thin, Machine, Loblolly	8	\$280.00	\$3,459.52	
16 1N 9E	2	16	Harvest, Mechanical, Thin, Machine, Loblolly	4	\$51.72	\$1,863.82	
16 1N 9E	2	19	Harvest, Mechanical, Thin, Machine, Loblolly	8	\$96.00	\$3,459.52	
16 1N 9E	2	20	Harvest, Mechanical, Thin, Machine, Loblolly	2	\$10.00	\$409.12	
16 2N 7E	3	31	Technical, Maintain, Update, Hand, Management Plan	42	\$210.00	\$0.00	
16 2N 8E	1	114	Site Preparation, Chemical, Broadcast, Aerial, Combination	23	\$3,403.50	\$0.00	
16 2N 8E	1	114	Regeneration, Artificial, Plant, Hand, Loblolly	23	\$3,450.00	\$0.00	
16 2N 8E	1	118	Site Preparation, Chemical, Broadcast, Aerial, Combination	8	\$1,269.00	\$0.00	
16 2N 8E	1	118	Regeneration, Artificial, Plant, Hand, Loblolly	8	\$1,200.00	\$0.00	
16 2N 8E	1	120	Site Preparation, Chemical, Broadcast, Aerial, Combination	7	\$1,108.50	\$0.00	
16 2N 8E	1	120	Regeneration, Artificial, Plant, Hand, Loblolly	7	\$1,050.00	\$0.00	
16 2N 8E	3	65	Harvest, Mechanical, Thin, Machine, Loblolly	7	\$235.20	\$2,417.05	

STR	Strata	Stand	Activity	Acre	Est. Cost	Est. Revenue
16 2N 8E	3	111	Harvest, Mechanical, Thin, Machine, Loblolly	10	\$350.00	\$3,596.80
16 2N 8E	4	77	Harvest, Mechanical, 2nd Thin, Machine, Loblolly	7	\$245.00	\$1,400.00
16 2N 8E	4	136	Harvest, Mechanical, 2nd Thin, Machine, Loblolly	3	\$105.35	\$602.00
16 2N 8E	5	108	Harvest, Mechanical, Final, Machine, Loblolly	15	\$2,873.14	\$48,742.67
16 2N 8E	5	110	Harvest, Mechanical, Final, Machine, Loblolly	10	\$1,879.86	\$31,891.73
16 2N 8E	5	133	Harvest, Mechanical, Final, Machine, Loblolly	22	\$4,182.64	\$70,958.27
16 2N 8E	6	131	Harvest, Mechanical, Thin, Machine, Loblolly	3	\$108.15	\$445.27
16 2N 8E	6	132	Harvest, Mechanical, Thin, Machine, Loblolly	9	\$326.90	\$1,345.89
16 2N 8E	6	135	Harvest, Mechanical, Thin, Machine, Loblolly	48	\$1,680.00	\$6,916.80
16 2N 9E	3	64	Harvest, Mechanical, 1st Thin, Machine, Loblolly	50	\$1,250.00	\$17,361.00
16 2N 9E	7	8	Technical, Maintain, Re-Cruise, Hand, Inventory	1	\$5.70	\$0.00
16 2N 9E	7	9	Technical, Maintain, Re-Cruise, Hand, Inventory	1	\$4.15	\$0.00
16 2N 9E	7	27	Technical, Maintain, Re-Cruise, Hand, Inventory	2	\$8.45	\$0.00
16 2N 9E	7	28	Technical, Maintain, Update, Hand, Management Plan	30	\$150.00	\$0.00
16 2N 9E	7	29	Technical, Maintain, Re-Cruise, Hand, Inventory	3	\$14.10	\$0.00
16 2N 9E	7	41	Technical, Maintain, Re-Cruise, Hand, Inventory	1	\$2.85	\$0.00
16 2N 9E	7	45	Technical, Maintain, Re-Cruise, Hand, Inventory	2	\$10.50	\$0.00
16 2N 9E	7	46	Technical, Maintain, Re-Cruise, Hand, Inventory	3	\$15.00	\$0.00
16 2N 9E	7	49	Technical, Maintain, Re-Cruise, Hand, Inventory	6	\$31.15	\$0.00
16 2N 9E	7	56	Technical, Maintain, Re-Cruise, Hand, Inventory	5	\$24.10	\$0.00
16 2N 9E	7	69	Technical, Maintain, Update, Hand, Management Plan	1	\$5.00	\$0.00
16 2N 9E	8	3	Harvest, Mechanical, Thin, Machine, Loblolly	7	\$164.75	\$2,648.39
16 2N 9E	8	24	Harvest, Mechanical, Thin, Machine, Loblolly	14	\$362.00	\$5,819.22

STR	Strata	Stand	Activity	Acre	Est. Cost	Est. Revenue	
16 2N 9E	8	36	Harvest, Mechanical, Thin, Machine, Loblolly	35	\$882.75	\$14,190.38	
				Yearly Totals	754	\$32,462.50	\$282,147.83
2019							
16 1N 7E	4	10	Harvest, Mechanical, Final, Machine, Loblolly	24	\$840.00	\$21,612.48	
16 1N 9E	1	11	Harvest, Mechanical, 1st Thin, Machine, Loblolly	144	\$5,040.00	\$46,296.00	
16 1N 9E	2	2	ation Control, Chemical, MRVM (Mid Rotation Vegetative Mgmt), Machine, Combir	7	\$717.00	\$0.00	
16 1N 9E	2	5	ation Control, Chemical, MRVM (Mid Rotation Vegetative Mgmt), Machine, Combir	6	\$596.00	\$0.00	
16 1N 9E	2	12	ation Control, Chemical, MRVM (Mid Rotation Vegetative Mgmt), Machine, Combir	8	\$800.00	\$0.00	
16 1N 9E	2	16	ation Control, Chemical, MRVM (Mid Rotation Vegetative Mgmt), Machine, Combir	4	\$431.00	\$0.00	
16 1N 9E	2	19	ation Control, Chemical, MRVM (Mid Rotation Vegetative Mgmt), Machine, Combir	8	\$755.00	\$0.00	
16 1N 9E	2	20	ation Control, Chemical, MRVM (Mid Rotation Vegetative Mgmt), Machine, Combir	2	\$229.00	\$0.00	
16 2N 7E	1	21	Harvest, Mechanical, 1st Thin, Machine, Loblolly	71	\$2,840.00	\$24,652.62	
16 2N 8E	4	77	Vegetation Control, Chemical, Band, Machine, Combination	7	\$710.00	\$0.00	
16 2N 8E	4	136	Vegetation Control, Chemical, Band, Machine, Combination	3	\$301.00	\$0.00	
16 2N 8E	5	108	Regeneration, Artificial, Plant, Hand, Loblolly	15	\$2,221.50	\$0.00	
16 2N 8E	5	108	Site Preparation, Chemical, Broadcast, Aerial, Woody	15	\$2,250.00	\$0.00	
16 2N 8E	5	110	Regeneration, Artificial, Plant, Hand, Loblolly	10	\$1,500.00	\$0.00	
16 2N 8E	5	110	Site Preparation, Chemical, Broadcast, Hand, Herbaceous	10	\$1,453.50	\$0.00	
16 2N 8E	5	133	Site Preparation, Chemical, Broadcast, Hand, Herbaceous	22	\$3,300.00	\$0.00	
16 2N 8E	5	133	Regeneration, Artificial, Plant, Hand, Loblolly	22	\$3,234.00	\$0.00	
16 2N 9E	3	64	Invasive Species Control, Chemical, Broadcast, Machine, Privet	50	\$4,000.00	\$0.00	
16 2N 9E	7	8	Harvest, Mechanical, Final, Machine, Loblolly	1	\$45.60	\$570.57	
16 2N 9E	7	9	Harvest, Mechanical, Final, Machine, Loblolly	1	\$33.20	\$415.42	

STR	Strata	Stand	Activity	Acre	Est. Cost	Est. Revenue
16 2N 9E	7	27	Harvest, Mechanical, Final, Machine, Loblolly	2	\$80.00	\$1,001.00
16 2N 9E	7	28	Harvest, Mechanical, Final, Machine, Loblolly	30	\$1,191.20	\$14,904.89
16 2N 9E	7	29	Harvest, Mechanical, Final, Machine, Loblolly	3	\$112.80	\$1,411.41
16 2N 9E	7	41	Harvest, Mechanical, Final, Machine, Loblolly	1	\$22.80	\$285.29
16 2N 9E	7	45	Harvest, Mechanical, Final, Machine, Loblolly	2	\$84.00	\$1,051.05
16 2N 9E	7	46	Harvest, Mechanical, Final, Machine, Loblolly	10	\$382.40	\$4,784.78
16 2N 9E	7	49	Harvest, Mechanical, Final, Machine, Loblolly	6	\$249.20	\$3,118.12
16 2N 9E	7	56	Harvest, Mechanical, Final, Machine, Loblolly	5	\$192.80	\$2,412.41
16 2N 9E	7	69	Harvest, Mechanical, Final, Machine, Loblolly	1	\$43.20	\$540.54

Yearly Totals

488

\$33,655.20

\$123,056.57

2020

16 1N 7E	3	23	Harvest, Mechanical, Thin, Machine, Loblolly	155	\$3,875.00	\$41,850.00
16 1N 7E	4	10	Site Preparation, Chemical, Broadcast, Aerial, Combination	24	\$2,640.00	\$0.00
16 1N 8E	7	14	Technical, Maintain, Update, Hand, Management Plan	3	\$6.00	\$0.00
16 1N 8E	7	33	Technical, Maintain, Update, Hand, Management Plan	9	\$17.30	\$0.00
16 1N 8E	7	47	Technical, Maintain, Update, Hand, Management Plan	11	\$21.70	\$0.00
16 1N 8E	8	30	Harvest, Mechanical, Thin, Machine, Loblolly	21	\$719.95	\$7,398.62
16 1N 8E	8	32	Harvest, Mechanical, Thin, Machine, Loblolly	2	\$54.95	\$564.70
16 1N 8E	8	34	Harvest, Mechanical, Thin, Machine, Loblolly	10	\$343.00	\$3,524.86
16 1N 8E	8	39	Harvest, Mechanical, Thin, Machine, Loblolly	75	\$2,625.00	\$26,976.00
16 1N 9E	1	11	Invasive Species Control, Chemical, Broadcast, Machine, Privet	144	\$14,394.00	\$0.00
16 2N 7E	1	21	ation Control, Chemical, MRVM (Mid Rotation Vegetative Mgmt), Machine, Combir	71	\$7,100.00	\$0.00
16 2N 7E	4	17	Technical, Maintain, Update, Hand, Management Plan	30	\$60.00	\$0.00

STR	Strata	Stand	Activity	Acre	Est. Cost	Est. Revenue
16 2N 7E	5	3	Harvest, Mechanical, 2nd Thin, Machine, Loblolly	7	\$308.70	\$1,543.50
16 2N 7E	5	5	Harvest, Mechanical, 2nd Thin, Machine, Loblolly	2	\$85.05	\$425.25
16 2N 7E	5	6	Harvest, Mechanical, 2nd Thin, Machine, Loblolly	8	\$363.60	\$1,818.00
16 2N 7E	5	7	Harvest, Mechanical, 2nd Thin, Machine, Loblolly	1	\$55.80	\$279.00
16 2N 7E	5	25	Harvest, Mechanical, 2nd Thin, Machine, Loblolly	9	\$405.00	\$2,025.00
16 2N 7E	7	1	Harvest, Mechanical, Final, Machine, Loblolly	17	\$850.00	\$42,840.00
16 2N 7E	7	19	Harvest, Mechanical, Final, Machine, Loblolly	9	\$450.00	\$18,486.00
16 2N 7E	8	26	Technical, Maintain, Update, Hand, Management Plan	198	\$396.00	\$0.00
16 2N 8E	1	13	Harvest, Mechanical, Final, Machine, Loblolly	1	\$150.00	\$2,250.59
16 2N 8E	1	69	Harvest, Mechanical, Final, Machine, Loblolly	5	\$750.00	\$11,252.95
16 2N 8E	1	81	Harvest, Mechanical, Final, Machine, Loblolly	67	\$10,050.00	\$150,789.53
16 2N 8E	1	83	Harvest, Mechanical, Final, Machine, Loblolly	10	\$1,500.00	\$22,505.90
16 2N 8E	1	116	Harvest, Mechanical, Final, Machine, Loblolly	24	\$3,600.00	\$54,014.16
16 2N 8E	1	122	Harvest, Mechanical, Final, Machine, Loblolly	7	\$1,050.00	\$15,754.13
16 2N 9E	7	8	Regeneration, Artificial, Plant, Hand, Loblolly	1	\$153.90	\$0.00
16 2N 9E	7	8	Site Preparation, Chemical, Broadcast, Aerial, Combination	1	\$102.60	\$0.00
16 2N 9E	7	9	Site Preparation, Chemical, Broadcast, Aerial, Combination	1	\$74.70	\$0.00
16 2N 9E	7	9	Regeneration, Artificial, Plant, Hand, Loblolly	1	\$112.05	\$0.00
16 2N 9E	7	27	Site Preparation, Chemical, Broadcast, Aerial, Combination	2	\$180.00	\$0.00
16 2N 9E	7	27	Regeneration, Artificial, Plant, Hand, Loblolly	2	\$270.00	\$0.00
16 2N 9E	7	28	Site Preparation, Chemical, Broadcast, Aerial, Combination	30	\$2,680.20	\$0.00
16 2N 9E	7	28	Regeneration, Artificial, Plant, Hand, Loblolly	30	\$4,020.30	\$0.00
16 2N 9E	7	29	Regeneration, Artificial, Plant, Hand, Loblolly	3	\$380.70	\$0.00

STR	Strata	Stand	Activity	Acre	Est. Cost	Est. Revenue
16 2N 9E	7	29	Site Preparation, Chemical, Broadcast, Aerial, Combination	3	\$253.80	\$0.00
16 2N 9E	7	41	Site Preparation, Chemical, Broadcast, Aerial, Combination	1	\$51.30	\$0.00
16 2N 9E	7	41	Regeneration, Artificial, Plant, Hand, Loblolly	1	\$76.95	\$0.00
16 2N 9E	7	45	Site Preparation, Chemical, Broadcast, Aerial, Combination	2	\$189.00	\$0.00
16 2N 9E	7	45	Regeneration, Artificial, Plant, Hand, Loblolly	2	\$283.50	\$0.00
16 2N 9E	7	46	Site Preparation, Chemical, Broadcast, Aerial, Combination	10	\$860.40	\$0.00
16 2N 9E	7	46	Regeneration, Artificial, Plant, Hand, Loblolly	10	\$1,290.60	\$0.00
16 2N 9E	7	49	Regeneration, Artificial, Plant, Hand, Loblolly	6	\$841.05	\$0.00
16 2N 9E	7	49	Site Preparation, Chemical, Broadcast, Aerial, Combination	6	\$560.70	\$0.00
16 2N 9E	7	56	Regeneration, Artificial, Plant, Hand, Loblolly	5	\$650.70	\$0.00
16 2N 9E	7	56	Site Preparation, Chemical, Broadcast, Aerial, Combination	5	\$433.80	\$0.00
16 2N 9E	7	69	Regeneration, Artificial, Plant, Hand, Loblolly	1	\$145.80	\$0.00
16 2N 9E	7	69	Site Preparation, Chemical, Broadcast, Aerial, Combination	1	\$97.20	\$0.00

Yearly Totals

1.040

\$65,580.30

\$404,298.19

2021

16 1N 7E	1	6	Technical, Maintain, Update, Hand, Management Plan	142	\$710.00	\$0.00
16 1N 7E	4	10	Regeneration, Artificial, Plant, Hand, Loblolly	24	\$2,880.00	\$0.00
16 1N 7E	6	12	Harvest, Mechanical, 1st Thin, Machine, Loblolly	2	\$70.00	\$520.00
16 1N 7E	6	17	Harvest, Mechanical, 1st Thin, Machine, Loblolly	3	\$105.00	\$780.00
16 1N 7E	6	21	Harvest, Mechanical, 1st Thin, Machine, Loblolly	26	\$910.00	\$6,760.00
16 1N 7E	8	16	Technical, Maintain, Re-Cruise, Hand, Inventory	59	\$354.00	\$0.00
16 1N 8E	6	21	Technical, Maintain, Update, Hand, Management Plan	25	\$122.50	\$0.00
16 1N 8E	6	27	Technical, Maintain, Update, Hand, Management Plan	25	\$125.00	\$0.00

STR	Strata	Stand	Activity	Acre	Est. Cost	Est. Revenue
16 1N 8E	6	43	Technical, Maintain, Update, Hand, Management Plan	79	\$394.20	\$0.00
16 1N 9E	3	7	Technical, Maintain, Update, Hand, Management Plan	24	\$120.00	\$0.00
16 1N 9E	3	14	Technical, Maintain, Update, Hand, Management Plan	55	\$275.00	\$0.00
16 1N 9E	5	9	Technical, Maintain, Update, Hand, Management Plan	29	\$142.90	\$0.00
16 1N 9E	5	18	Technical, Maintain, Update, Hand, Management Plan	12	\$59.40	\$0.00
16 1N 9E	5	21	Technical, Maintain, Update, Hand, Management Plan	4	\$20.90	\$0.00
16 1N 9E	5	28	Technical, Maintain, Update, Hand, Management Plan	140	\$700.75	\$0.00
16 1N 9E	9	26	Technical, Maintain, Update, Hand, Management Plan	22	\$66.00	\$0.00
16 1N 9E	9	29	Technical, Maintain, Update, Hand, Management Plan	22	\$66.00	\$0.00
16 2N 7E	7	1	Site Preparation, Chemical, Broadcast, Aerial, Combination	17	\$2,016.00	\$0.00
16 2N 7E	7	19	Site Preparation, Chemical, Broadcast, Aerial, Combination	9	\$900.00	\$0.00
16 2N 8E	1	13	Site Preparation, Chemical, Broadcast, Aerial, Combination	1	\$150.00	\$0.00
16 2N 8E	1	13	Regeneration, Artificial, Plant, Hand, Loblolly	1	\$150.00	\$0.00
16 2N 8E	1	69	Regeneration, Artificial, Plant, Hand, Loblolly	5	\$750.00	\$0.00
16 2N 8E	1	69	Site Preparation, Chemical, Broadcast, Aerial, Combination	5	\$750.00	\$0.00
16 2N 8E	1	81	Regeneration, Artificial, Plant, Hand, Loblolly	67	\$10,050.00	\$0.00
16 2N 8E	1	81	Site Preparation, Chemical, Broadcast, Aerial, Combination	67	\$10,050.00	\$0.00
16 2N 8E	1	83	Site Preparation, Chemical, Broadcast, Aerial, Combination	10	\$1,500.00	\$0.00
16 2N 8E	1	83	Regeneration, Artificial, Plant, Hand, Loblolly	10	\$1,500.00	\$0.00
16 2N 8E	1	116	Site Preparation, Chemical, Broadcast, Aerial, Combination	24	\$3,600.00	\$0.00
16 2N 8E	1	116	Regeneration, Artificial, Plant, Hand, Loblolly	24	\$3,600.00	\$0.00
16 2N 8E	1	122	Site Preparation, Chemical, Broadcast, Aerial, Combination	7	\$1,050.00	\$0.00
16 2N 8E	1	122	Regeneration, Artificial, Plant, Hand, Loblolly	7	\$1,050.00	\$0.00

STR	Strata	Stand	Activity	Acre	Est. Cost	Est. Revenue	
16 2N 9E	4	10	Technical, Maintain, Update, Hand, Management Plan	3	\$15.00	\$0.00	
16 2N 9E	4	47	Technical, Maintain, Update, Hand, Management Plan	4	\$18.80	\$0.00	
16 2N 9E	4	53	Technical, Maintain, Update, Hand, Management Plan	90	\$450.00	\$0.00	
16 2N 9E	5	5	Technical, Maintain, Update, Hand, Management Plan	2	\$11.35	\$0.00	
16 2N 9E	5	12	Technical, Maintain, Update, Hand, Management Plan	1	\$2.60	\$0.00	
16 2N 9E	5	19	Technical, Maintain, Update, Hand, Management Plan	1	\$3.50	\$0.00	
16 2N 9E	5	20	Technical, Maintain, Update, Hand, Management Plan	2	\$11.35	\$0.00	
16 2N 9E	5	21	Technical, Maintain, Update, Hand, Management Plan	7	\$35.00	\$0.00	
16 2N 9E	5	22	Technical, Maintain, Update, Hand, Management Plan	2	\$11.80	\$0.00	
16 2N 9E	5	23	Technical, Maintain, Update, Hand, Management Plan	6	\$28.10	\$0.00	
16 2N 9E	5	26	Technical, Maintain, Update, Hand, Management Plan	23	\$116.70	\$0.00	
16 2N 9E	5	37	Technical, Maintain, Update, Hand, Management Plan	1	\$6.10	\$0.00	
16 2N 9E	5	39	Technical, Maintain, Update, Hand, Management Plan	3	\$17.35	\$0.00	
16 2N 9E	5	65	Technical, Maintain, Update, Hand, Management Plan	25	\$126.00	\$0.00	
16 2N 9E	6	43	Technical, Maintain, Update, Hand, Management Plan	38	\$113.01	\$0.00	
16 2N 9E	6	44	Technical, Maintain, Update, Hand, Management Plan	9	\$25.50	\$0.00	
16 2N 9E	9	34	Technical, Maintain, Update, Hand, Management Plan	12	\$48.00	\$0.00	
16 2N 9E	9	38	Technical, Maintain, Update, Hand, Management Plan	3	\$10.40	\$0.00	
16 2N 9E	10	7	Technical, Maintain, Update, Hand, Management Plan	27	\$135.00	\$0.00	
16 2N 9E	10	62	Technical, Maintain, Update, Hand, Management Plan	5	\$25.10	\$0.00	
16 2N 9E	10	67	Technical, Maintain, Update, Hand, Management Plan	1	\$5.00	\$0.00	
				Yearly Totals	1.210	\$45.453.31	\$8.060.00
				Grand Totals	6.629	\$456.333.05	\$1,975.292.10

Stand Activity Summary for
SOUTH PIKE

Filters Applied: County:
Client Class:
District:
Client: SOUTH PIKE
STR:
Activity: Harvest
Year: 2012 Through 2021

STR	Strata	Stand	Activity	Acre	Est. Cost	Est. Revenue
2012						
16 1N 7E	4	2	Harvest, Mechanical, Final, Machine, Loblolly	23	\$575.00	\$14,835.00
16 1N 7E	7	7	Harvest, Mechanical, Final, Machine, Loblolly	24	\$600.00	\$6,264.00
Yearly Totals				47	\$1,175.00	\$21,099.00
2013						
16 1N 8E	1	41	Harvest, Mechanical, Final, Machine, Loblolly	58	\$2,610.00	\$72,263.94
16 1N 8E	1	42	Harvest, Mechanical, Final, Machine, Loblolly	48	\$2,160.00	\$47,887.68
16 2N 7E	5	3	Harvest, Mechanical, Thin, Machine, Loblolly	7	\$54.88	\$1,125.45
16 2N 7E	5	5	Harvest, Mechanical, Thin, Machine, Loblolly	2	\$15.12	\$310.07
16 2N 7E	5	6	Harvest, Mechanical, Thin, Machine, Loblolly	8	\$64.64	\$1,325.60
16 2N 7E	5	7	Harvest, Mechanical, Thin, Machine, Loblolly	1	\$9.92	\$203.43
16 2N 7E	5	25	Harvest, Mechanical, Thin, Machine, Loblolly	9	\$70.24	\$1,440.45
16 2N 7E	7	20	Harvest, Mechanical, Final, Machine, Loblolly	129	\$6,450.00	\$305,730.00
Yearly Totals				262	\$11,434.80	\$430,286.63
2014						
16 1N 8E	5	3	Harvest, Mechanical, Final, Machine, Loblolly	3	\$100.92	\$6,467.65
16 1N 8E	5	7	Harvest, Mechanical, Final, Machine, Loblolly	13	\$585.00	\$16,197.09
16 1N 8E	5	13	Harvest, Mechanical, Final, Machine, Loblolly	1	\$45.00	\$1,245.93
16 1N 8E	5	20	Harvest, Mechanical, Final, Machine, Loblolly	9	\$405.00	\$11,213.37

STR	Strata	Stand	Activity	Acre	Est. Cost	Est. Revenue
16 1N 8E	5	26	Harvest, Mechanical, Final, Machine, Loblolly	7	\$203.00	\$13,009.64
16 1N 8E	5	28	Harvest, Mechanical, Final, Machine, Loblolly	17	\$482.56	\$30,925.77
16 1N 8E	5	52	Harvest, Mechanical, Final, Machine, Loblolly	28	\$1,260.00	\$36,187.20
16 1N 9E	6	27	Harvest, Mechanical, Final, Machine, Loblolly	3	\$105.00	\$558.00
16 1N 9E	7	1	Harvest, Mechanical, Final, Machine, Loblolly	10	\$357.35	\$428.82
16 1N 9E	7	30	Harvest, Mechanical, Final, Machine, Loblolly	33	\$1,155.00	\$1,386.00
16 1N 9E	8	15	Harvest, Mechanical, Thin, Machine, Loblolly	14	\$546.00	\$13,384.00
16 1N 9E	9	29	Harvest, Mechanical, Thin, Machine, Loblolly	22	\$770.00	\$3,804.24

Yearly Totals				160	\$6,014.83	\$134,807.71
---------------	--	--	--	-----	------------	--------------

2016

16 1N 9E	4	17	Harvest, Mechanical, Final, Machine, Loblolly	48	\$2,160.00	\$62,592.00
16 2N 7E	3	31	Harvest, Mechanical, Thin, Machine, Loblolly	42	\$1,753.08	\$23,733.36
16 2N 8E	2	126	Harvest, Mechanical, Final, Machine, Loblolly	3	\$341.46	\$5,156.18
16 2N 8E	2	130	Harvest, Mechanical, Final, Machine, Loblolly	135	\$17,007.48	\$256,819.70
16 2N 8E	2	137	Harvest, Mechanical, Final, Machine, Loblolly	7	\$900.90	\$13,603.95
16 2N 8E	7	128	Harvest, Mechanical, Thin, Machine, Loblolly	38	\$1,786.00	\$23,457.40

Yearly Totals				273	\$23,948.92	\$385,362.59
---------------	--	--	--	-----	-------------	--------------

2017

16 1N 8E	3	22	Harvest, Mechanical, Thin, Machine, Loblolly	4	\$12.00	\$360.08
16 1N 8E	3	46	Harvest, Mechanical, Thin, Machine, Loblolly	3	\$36.00	\$1,015.20
16 1N 8E	9	16	Harvest, Mechanical, Thin, Machine, Loblolly	8	\$280.00	\$4,724.00
16 1N 8E	9	23	Harvest, Mechanical, 2nd Thin, Machine, Loblolly	47	\$1,645.00	\$26,723.26
16 1N 8E	9	50	Harvest, Mechanical, 2nd Thin, Machine, Loblolly	4	\$140.00	\$1,900.00

STR	Strata	Stand	Activity	Acre	Est. Cost	Est. Revenue	
16 1N 8E	9	51	Harvest, Mechanical, 2nd Thin, Machine, Loblolly	5	\$175.00	\$2,827.90	
16 2N 7E	2	23	Harvest, Mechanical, Thin, Machine, Loblolly	34	\$637.83	\$17,320.11	
16 2N 8E	1	114	Harvest, Mechanical, Final, Machine, Loblolly	23	\$3,403.50	\$51,065.89	
16 2N 8E	1	118	Harvest, Mechanical, Final, Machine, Loblolly	8	\$1,269.00	\$19,039.99	
16 2N 8E	1	120	Harvest, Mechanical, Final, Machine, Loblolly	7	\$1,108.50	\$16,631.86	
16 2N 8E	7	119	Harvest, Mechanical, Thin, Machine, Loblolly	13	\$631.68	\$7,459.20	
16 2N 8E	7	121	Harvest, Mechanical, Thin, Machine, Loblolly	24	\$1,128.00	\$13,320.00	
16 2N 9E	1	2	Harvest, Mechanical, 2nd Thin, Machine, Loblolly	26	\$468.36	\$4,015.41	
16 2N 9E	1	6	Harvest, Mechanical, 2nd Thin, Machine, Loblolly	4	\$72.00	\$617.28	
16 2N 9E	1	16	Harvest, Mechanical, 2nd Thin, Machine, Loblolly	51	\$925.02	\$7,930.50	
16 2N 9E	2	31	Harvest, Mechanical, 2nd Thin, Machine, Loblolly	3	\$65.40	\$1,814.98	
16 2N 9E	2	59	Harvest, Mechanical, 2nd Thin, Machine, Loblolly	5	\$94.60	\$2,625.34	
16 2N 9E	2	60	Harvest, Mechanical, 2nd Thin, Machine, Loblolly	2	\$44.40	\$1,232.19	
16 2N 9E	2	61	Harvest, Mechanical, 2nd Thin, Machine, Loblolly	10	\$200.00	\$5,550.40	
				Yearly Totals	282	\$12,336.29	\$186,173.58
2018							
16 1N 7E	2	8	Harvest, Mechanical, 2nd Thin, Machine, Loblolly	47	\$1,645.00	\$5,640.00	
16 1N 7E	2	13	Harvest, Mechanical, 2nd Thin, Machine, Loblolly	49	\$1,715.00	\$38,413.06	
16 1N 7E	5	11	Harvest, Mechanical, 2nd Thin, Machine, Loblolly	32	\$1,120.00	\$16,239.36	
16 1N 9E	2	2	Harvest, Mechanical, Thin, Machine, Loblolly	7	\$86.04	\$3,100.59	
16 1N 9E	2	5	Harvest, Mechanical, Thin, Machine, Loblolly	6	\$30.00	\$1,227.36	
16 1N 9E	2	12	Harvest, Mechanical, 1st Thin, Machine, Loblolly	8	\$280.00	\$3,459.52	
16 1N 9E	2	16	Harvest, Mechanical, Thin, Machine, Loblolly	4	\$51.72	\$1,863.82	

STR	Strata	Stand	Activity	Acre	Est. Cost	Est. Revenue
16 1N 9E	2	19	Harvest, Mechanical, Thin, Machine, Loblolly	8	\$96.00	\$3,459.52
16 1N 9E	2	20	Harvest, Mechanical, Thin, Machine, Loblolly	2	\$10.00	\$409.12
16 2N 8E	3	65	Harvest, Mechanical, Thin, Machine, Loblolly	7	\$235.20	\$2,417.05
16 2N 8E	3	111	Harvest, Mechanical, Thin, Machine, Loblolly	10	\$350.00	\$3,596.80
16 2N 8E	4	77	Harvest, Mechanical, 2nd Thin, Machine, Loblolly	7	\$245.00	\$1,400.00
16 2N 8E	4	136	Harvest, Mechanical, 2nd Thin, Machine, Loblolly	3	\$105.35	\$602.00
16 2N 8E	5	108	Harvest, Mechanical, Final, Machine, Loblolly	15	\$2,873.14	\$48,742.67
16 2N 8E	5	110	Harvest, Mechanical, Final, Machine, Loblolly	10	\$1,879.86	\$31,891.73
16 2N 8E	5	133	Harvest, Mechanical, Final, Machine, Loblolly	22	\$4,182.64	\$70,958.27
16 2N 8E	6	131	Harvest, Mechanical, Thin, Machine, Loblolly	3	\$108.15	\$445.27
16 2N 8E	6	132	Harvest, Mechanical, Thin, Machine, Loblolly	9	\$326.90	\$1,345.89
16 2N 8E	6	135	Harvest, Mechanical, Thin, Machine, Loblolly	48	\$1,680.00	\$6,916.80
16 2N 9E	3	64	Harvest, Mechanical, 1st Thin, Machine, Loblolly	50	\$1,250.00	\$17,361.00
16 2N 9E	8	3	Harvest, Mechanical, Thin, Machine, Loblolly	7	\$164.75	\$2,648.39
16 2N 9E	8	24	Harvest, Mechanical, Thin, Machine, Loblolly	14	\$362.00	\$5,819.22
16 2N 9E	8	36	Harvest, Mechanical, Thin, Machine, Loblolly	35	\$882.75	\$14,190.38

Yearly Totals	403	\$19,679.50	\$282,147.83
----------------------	------------	--------------------	---------------------

2019

16 1N 7E	4	10	Harvest, Mechanical, Final, Machine, Loblolly	24	\$840.00	\$21,612.48
16 1N 9E	1	11	Harvest, Mechanical, 1st Thin, Machine, Loblolly	144	\$5,040.00	\$46,296.00
16 2N 7E	1	21	Harvest, Mechanical, 1st Thin, Machine, Loblolly	71	\$2,840.00	\$24,652.62
16 2N 9E	7	8	Harvest, Mechanical, Final, Machine, Loblolly	1	\$45.60	\$570.57
16 2N 9E	7	9	Harvest, Mechanical, Final, Machine, Loblolly	1	\$33.20	\$415.42

STR	Strata	Stand	Activity	Acre	Est. Cost	Est. Revenue
16 2N 9E	7	27	Harvest, Mechanical, Final, Machine, Loblolly	2	\$80.00	\$1,001.00
16 2N 9E	7	28	Harvest, Mechanical, Final, Machine, Loblolly	30	\$1,191.20	\$14,904.89
16 2N 9E	7	29	Harvest, Mechanical, Final, Machine, Loblolly	3	\$112.80	\$1,411.41
16 2N 9E	7	41	Harvest, Mechanical, Final, Machine, Loblolly	1	\$22.80	\$285.29
16 2N 9E	7	45	Harvest, Mechanical, Final, Machine, Loblolly	2	\$84.00	\$1,051.05
16 2N 9E	7	46	Harvest, Mechanical, Final, Machine, Loblolly	10	\$382.40	\$4,784.78
16 2N 9E	7	49	Harvest, Mechanical, Final, Machine, Loblolly	6	\$249.20	\$3,118.12
16 2N 9E	7	56	Harvest, Mechanical, Final, Machine, Loblolly	5	\$192.80	\$2,412.41
16 2N 9E	7	69	Harvest, Mechanical, Final, Machine, Loblolly	1	\$43.20	\$540.54

Yearly Totals

300

\$11,157.20

\$123,056.57

2020

16 1N 7E	3	23	Harvest, Mechanical, Thin, Machine, Loblolly	155	\$3,875.00	\$41,850.00
16 1N 8E	8	30	Harvest, Mechanical, Thin, Machine, Loblolly	21	\$719.95	\$7,398.62
16 1N 8E	8	32	Harvest, Mechanical, Thin, Machine, Loblolly	2	\$54.95	\$564.70
16 1N 8E	8	34	Harvest, Mechanical, Thin, Machine, Loblolly	10	\$343.00	\$3,524.86
16 1N 8E	8	39	Harvest, Mechanical, Thin, Machine, Loblolly	75	\$2,625.00	\$26,976.00
16 2N 7E	5	3	Harvest, Mechanical, 2nd Thin, Machine, Loblolly	7	\$308.70	\$1,543.50
16 2N 7E	5	5	Harvest, Mechanical, 2nd Thin, Machine, Loblolly	2	\$85.05	\$425.25
16 2N 7E	5	6	Harvest, Mechanical, 2nd Thin, Machine, Loblolly	8	\$363.60	\$1,818.00
16 2N 7E	5	7	Harvest, Mechanical, 2nd Thin, Machine, Loblolly	1	\$55.80	\$279.00
16 2N 7E	5	25	Harvest, Mechanical, 2nd Thin, Machine, Loblolly	9	\$405.00	\$2,025.00
16 2N 7E	7	1	Harvest, Mechanical, Final, Machine, Loblolly	17	\$850.00	\$42,840.00
16 2N 7E	7	19	Harvest, Mechanical, Final, Machine, Loblolly	9	\$450.00	\$18,486.00

STR	Strata	Stand	Activity	Acre	Est. Cost	Est. Revenue	
16 2N 8E	1	13	Harvest, Mechanical, Final, Machine, Loblolly	1	\$150.00	\$2,250.59	
16 2N 8E	1	69	Harvest, Mechanical, Final, Machine, Loblolly	5	\$750.00	\$11,252.95	
16 2N 8E	1	81	Harvest, Mechanical, Final, Machine, Loblolly	67	\$10,050.00	\$150,789.53	
16 2N 8E	1	83	Harvest, Mechanical, Final, Machine, Loblolly	10	\$1,500.00	\$22,505.90	
16 2N 8E	1	116	Harvest, Mechanical, Final, Machine, Loblolly	24	\$3,600.00	\$54,014.16	
16 2N 8E	1	122	Harvest, Mechanical, Final, Machine, Loblolly	7	\$1,050.00	\$15,754.13	
				Yearly Totals	429	\$27,236.05	\$404,298.19
2021							
16 1N 7E	6	12	Harvest, Mechanical, 1st Thin, Machine, Loblolly	2	\$70.00	\$520.00	
16 1N 7E	6	17	Harvest, Mechanical, 1st Thin, Machine, Loblolly	3	\$105.00	\$780.00	
16 1N 7E	6	21	Harvest, Mechanical, 1st Thin, Machine, Loblolly	26	\$910.00	\$6,760.00	
				Yearly Totals	31	\$1,085.00	\$8,060.00
				Grand Totals	2.187	\$114,067.59	\$1,975,292.10

Property Activities Report

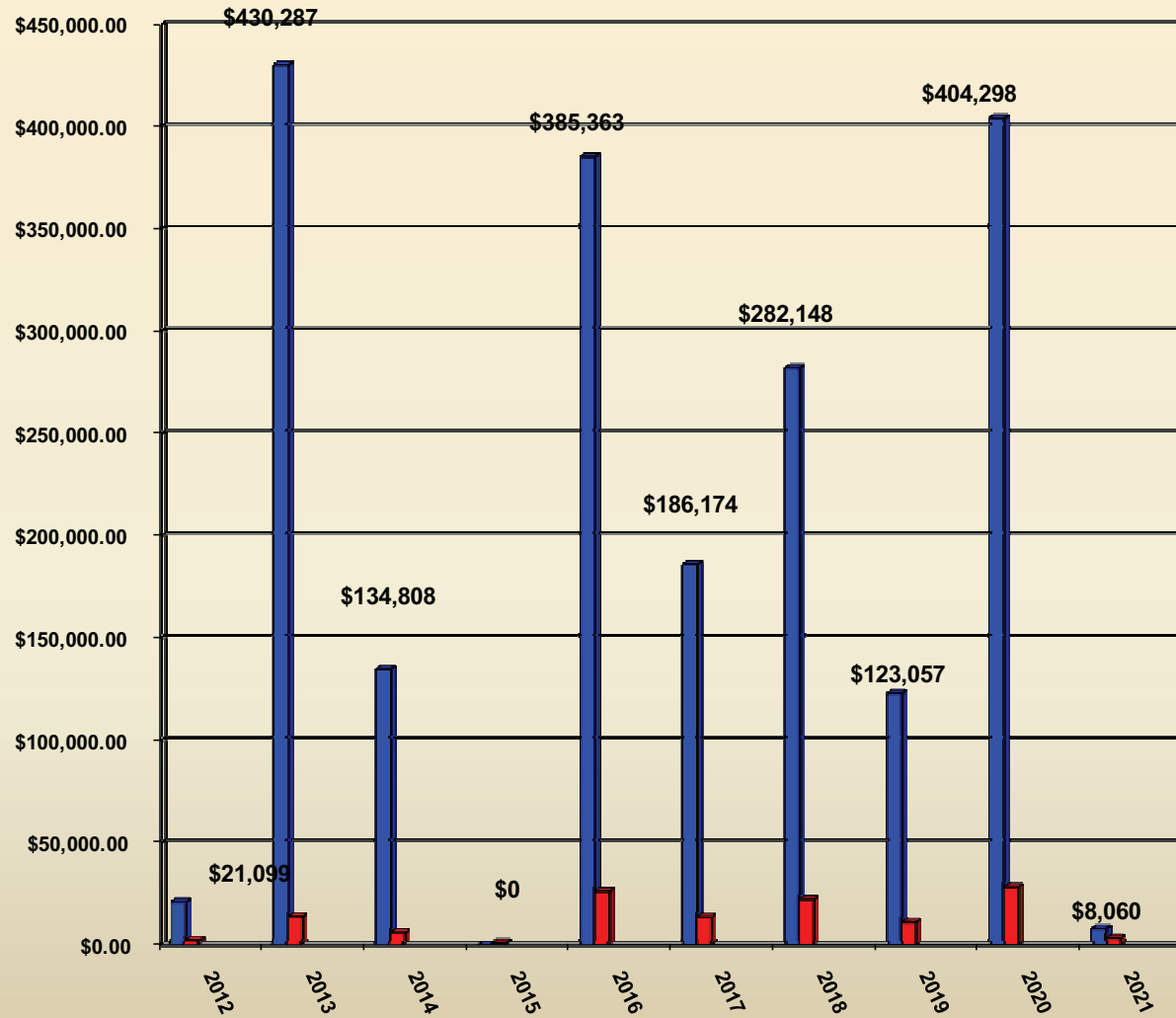
Filters Applied: County:
 Client Class:
 District:
 Client: SOUTH PIKE
 STR:
 Year: 2012 Through 2021

Client Name	Plan Year	STR	Act. Name	Method	Practice	Application	Est. Cost	Act. Object	Est. Miles
SOUTH PIKE									
	2012								
		16 2N 7E							
			Property Activities						
				Maintain	Paint	Hand	\$1,283.99	Property Boundary	4.053
						Totals	\$1,283.99		4.053
						Summary for 'PlanYear' = 2012			
						Totals	\$1,283.99		4.053
	2013								
		16 1N 8E							
			Property Activities						
				Maintain	Paint	Hand	\$1,266.25	Property Boundary	3.997
						Totals	\$1,266.25		3.997
		16 2N 8E							
			Property Activities						
				Maintain	Paint	Hand	\$1,287.16	Property Boundary	4.063
						Totals	\$1,287.16		4.063
						Summary for 'PlanYear' = 2013			
						Totals	\$2,553.41		8.06
	2015								
		16 1N 7E							
			Property Activities						
				Maintain	Paint	Hand	\$943.98	Property Boundary	3.973

Client Name	Plan Year	STR	Act. Name	Method	Practice	Application	Est. Cost	Act. Object	Est. Miles
						Totals	\$943.98		3.973
						Summary for 'PlanYear' = 2015			
						Totals	\$943.98		3.973
	2016								
		16 1N 9E							
			Property Activities						
				Maintain	Paint	Hand	\$1,058.11	Property Boundary	4.008
						Totals	\$1,058.11		4.008
		16 2N 9E							
			Property Activities						
				Maintain	Paint	Hand	\$1,177.86	Property Boundary	4.056
						Totals	\$1,177.86		4.056
						Summary for 'PlanYear' = 2016			
						Totals	\$2,235.97		8.064
	2017								
		16 2N 7E							
			Property Activities						
				Maintain	Paint	Hand	\$1,283.99	Property Boundary	4.053
						Totals	\$1,283.99		4.053
						Summary for 'PlanYear' = 2017			
						Totals	\$1,283.99		4.053
	2018								
		16 1N 8E							
			Property Activities						
				Maintain	Paint	Hand	\$1,266.25	Property Boundary	3.997
						Totals	\$1,266.25		3.997
		16 2N 8E							
			Property Activities						

Client Name	Plan Year	STR	Act. Name	Method	Practice	Application	Est. Cost	Act. Object	Est. Miles
				Maintain	Paint	Hand	\$1,287.16	Property Boundary	4.063
						Totals	\$1,287.16		4.063
						Summary for 'PlanYear' = 2018			
						Totals	\$2,553.41		8.06
	2020								
		16 1N 7E							
			Property Activities						
				Maintain	Paint	Hand	\$1,080.34	Property Boundary	3.973
						Totals	\$1,080.34		3.973
						Summary for 'PlanYear' = 2020			
						Totals	\$1,080.34		3.973
	2021								
		16 1N 9E							
			Property Activities						
				Maintain	Paint	Hand	\$1,058.11	Property Boundary	4.008
						Totals	\$1,058.11		4.008
		16 2N 9E							
			Property Activities						
				Maintain	Paint	Hand	\$1,177.86	Property Boundary	4.056
						Totals	\$1,177.86		4.056
						Summary for 'PlanYear' = 2021			
						Totals	\$2,235.97		8.064
						Summary for SOUTH PIKE			
						Totals	\$14,171.07		48.3
Grand Totals							\$14,171.07		48.3

SOUTH PIKE REVENUE – EXPENSES 2012-2021



■ REVENUE
■ EXPENSE

These are estimated Revenue and Expenses

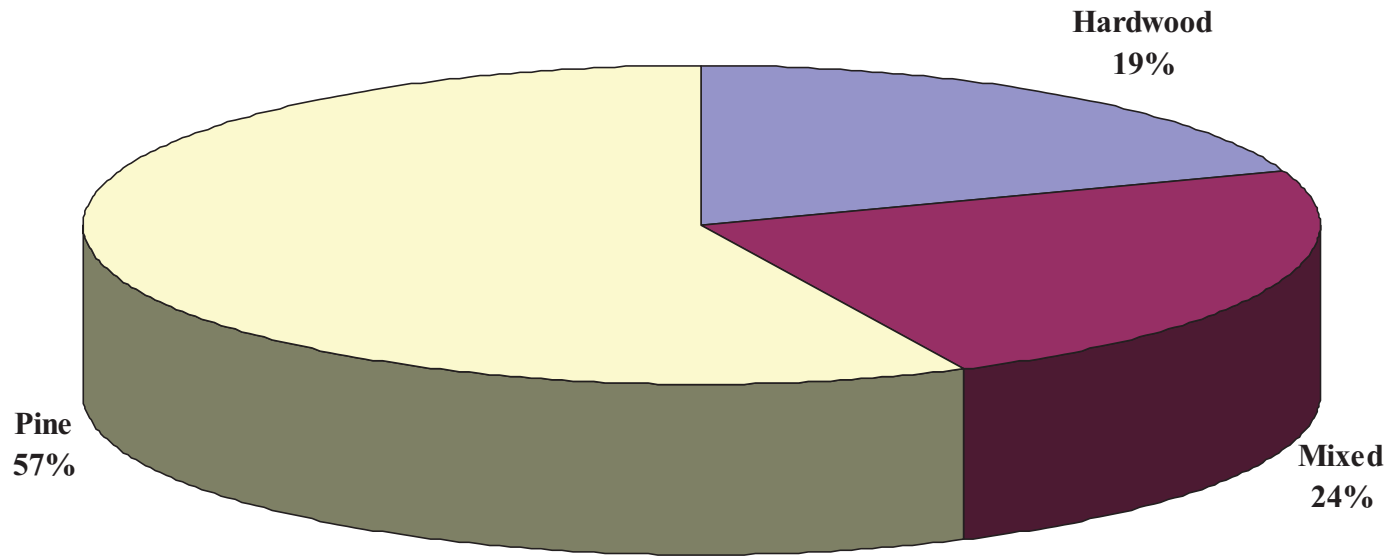
Filters Applied:

County:
Client Class:

District:
Client: SOUTH PIKE

STR:

Broad Cover Type Distribution



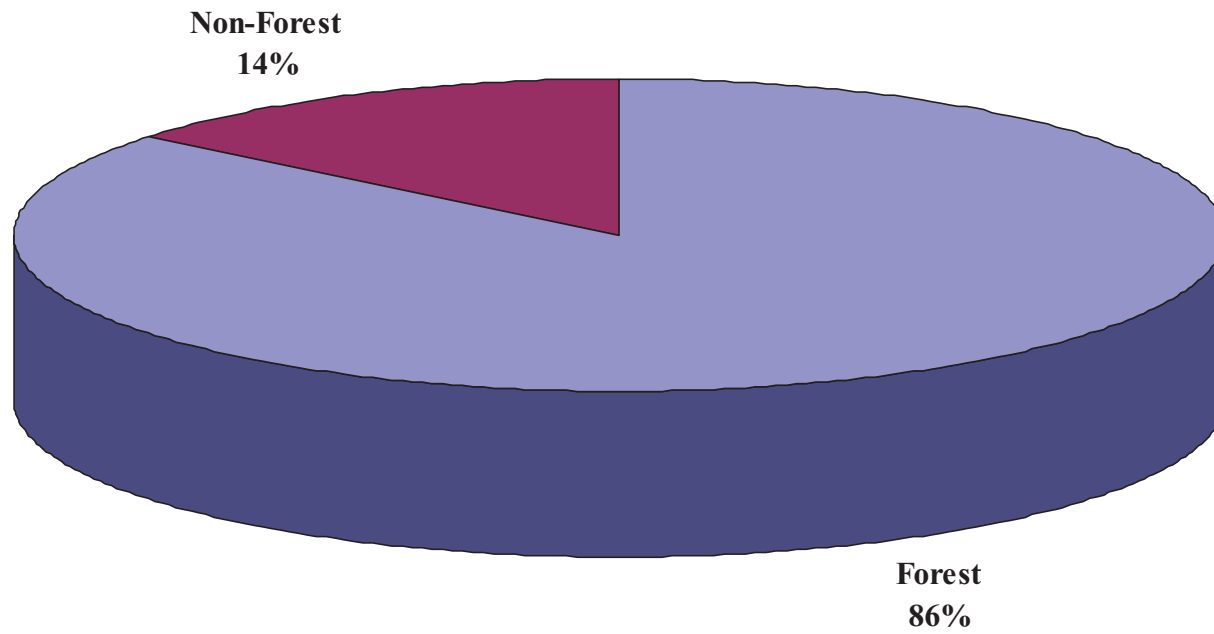
Filters Applied:

County:
Client Class:

District:
Client: SOUTH PIKE

STR:

Land Use Distribution



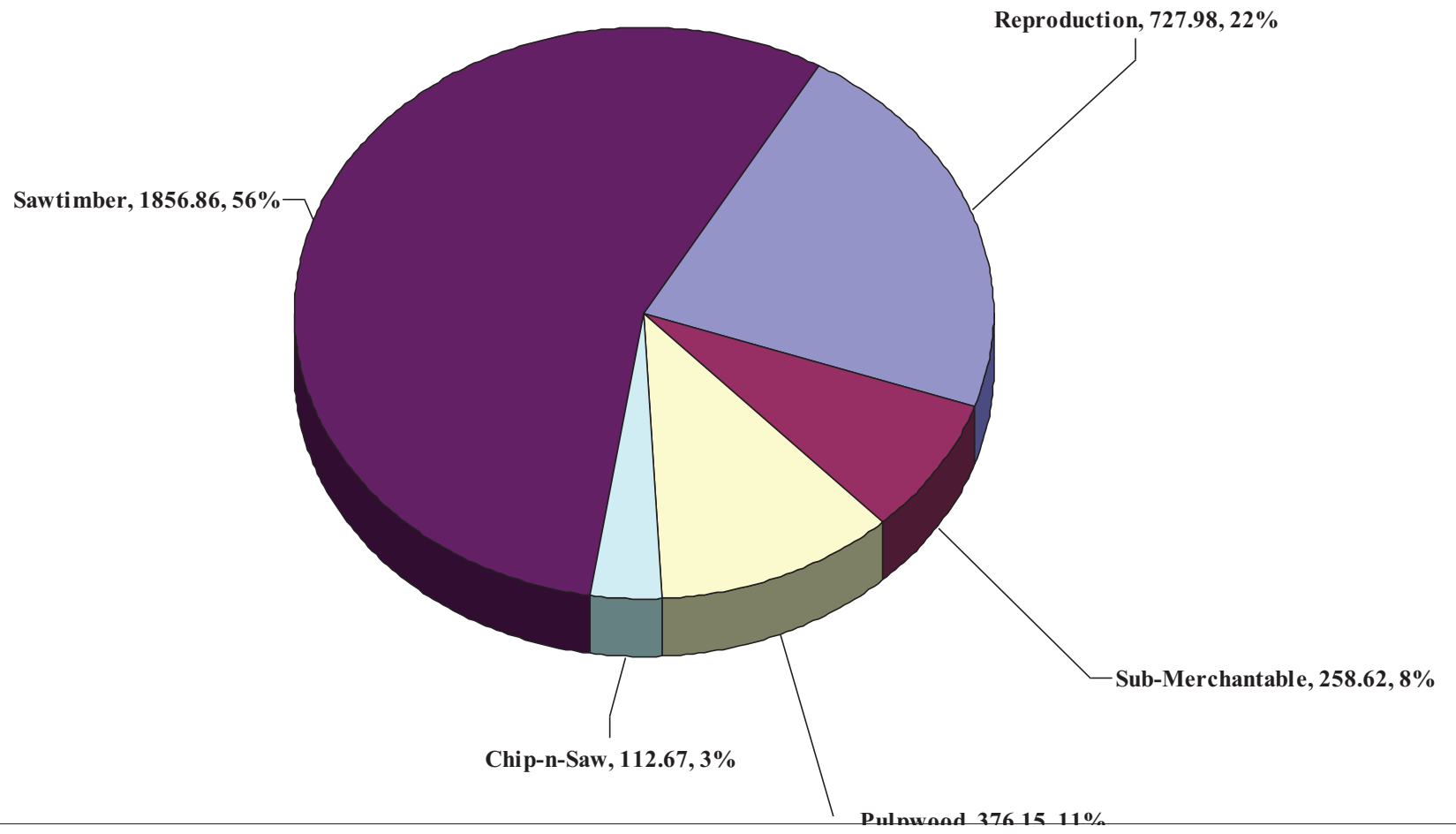
Filters Applied:

County:
Client Class:

District:
Client: SOUTH PIKE

STR:

Forested Stands Class Distribution by Acres



Filters Applied:

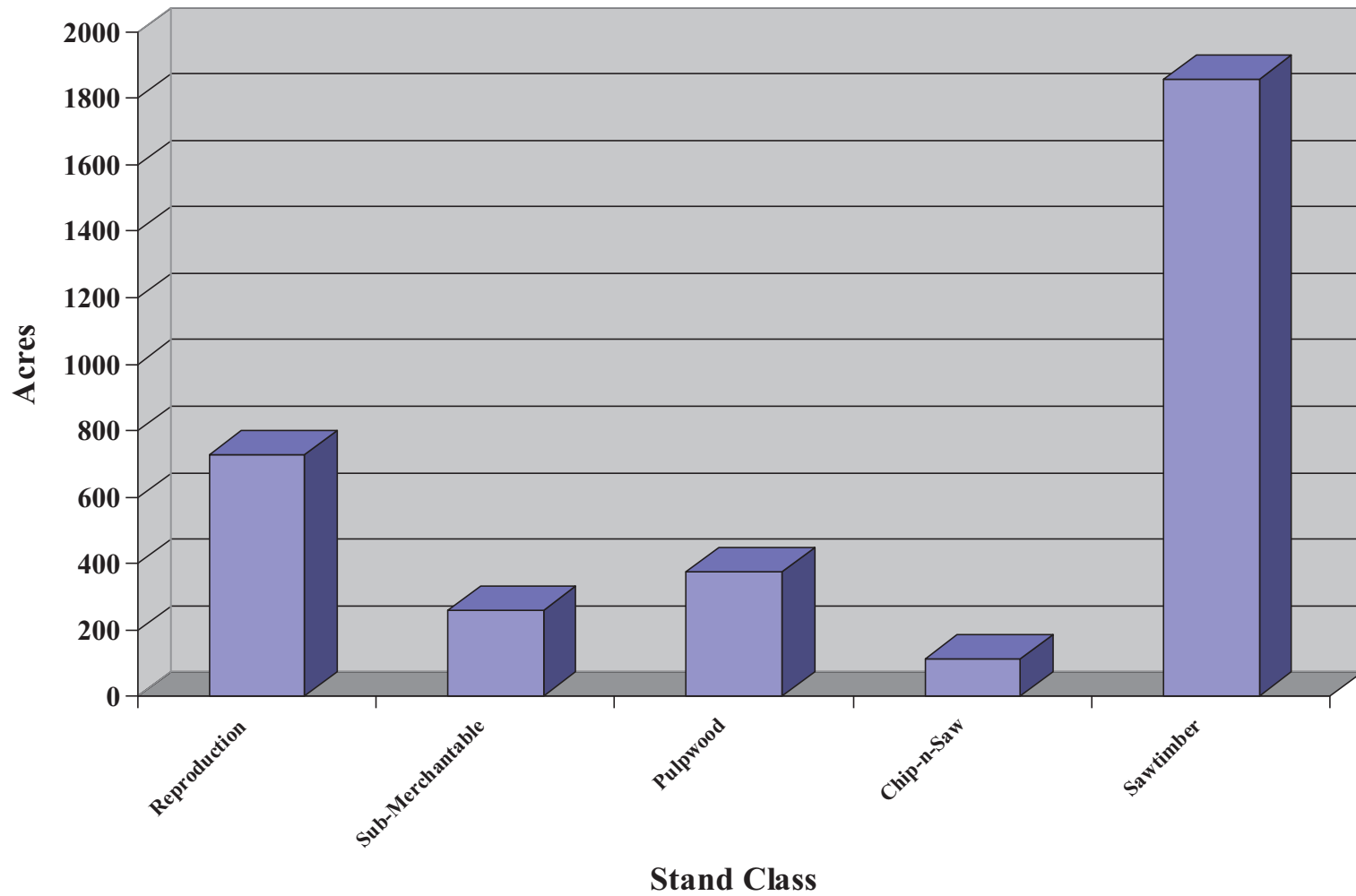
County:
District:

Client: SOUTH PIKE
STR:

Broad Cover Type:
Client Class:

Stand Age: Through

Forested Stands Graph



Filters Applied: County:
District:

Client: SOUTH PIKE
STR:

Broad Cover Type:
Client Class:

Stand Age: Through

Age Distribution Graph

